

Student Satisfaction Survey (SSS)

On

**Teaching- Learning and Evaluation
(AY: 2021-22)**

SUMMARY

The survey was conducted online at end the academic year of 2021-22 and the quick summary is as below.

Actual Student Strength	2640
Participated in Survey	2339
Percentage of Participation	88.6 %

INTRODUCTION

The institution has a mechanism for conducting and analyzing Student Satisfaction Survey (SSS) on Teaching – Learning and Evaluation. Survey from the students is obtained through questionnaire on various aspects of Teaching – Learning and Evaluation.

Items	Description
1. Objective of Survey	To seek a feedback from students to upgrade the quality in higher education.
2. Survey collection process	Online
3. Survey receiver	IQAC
4. Frequency of feedback collection	Once in an academic year
5. Metrics used for calculation	1. Poor 2. Average 3. Good 4. Very Good A student will have to respond to all the questions with sincere efforts and thoughts. Her/ His identity will not be revealed.
6. Purpose	For improving the quality of Teaching – Learning and Evaluation across different departments of the Institution

Step By Step Process Of SSS:

1. Feedback Collection
2. Analysis
3. Action taken.

I.FEEDBACK COLLECTION

A system has been established by the institute exclusively for collecting Student Satisfaction Survey (SSS). The SSS is collected once in a year generally at the end of even semester from students.

As per the instructions from the Principal IQAC conducts the Survey from students on Teaching – Learning and Evaluation. Students are provided online Survey form (Questionnaire) for their feedback on the following elements:

The questionnaires that are to be answered by students are as follows:

Question	Aspect
Q1.	How much of the syllabus was covered in the class?
Q2.	How well did the teachers prepare for the classes?
Q3.	How well were the teachers able to communicate?
Q4.	The teacher's approach to teaching can best be described as
Q5.	Fairness of the internal evaluation process by the teachers
Q6.	Was your performance in assignments discussed with you?
Q7.	The institute takes active interest in promoting internship, student exchange, and field visit opportunities for students.
Q8.	The teaching and mentoring process in your institution facilitates you in cognitive, social and emotional growth.
Q9.	The institution provides multiple opportunities to learn and grow.
Q10.	Teachers inform you about your expected competencies, course outcomes and programme outcomes.
Q11.	Your mentor does a necessary follow-up with an assigned task to you.
Q12.	The teachers illustrate the concepts through examples and applications
Q13.	The teachers identify your strengths and encourage you with providing right level of challenges
Q14.	Teachers are able to identify your weaknesses and help you to overcome them
Q15.	The institution makes effort to engage students in the monitoring, review and continuous quality improvement of the teaching learning process.
Q16.	The institute/ teachers use student centric methods, such as experiential learning, participative learning and problem solving methodologies for enhancing learning experiences
Q17.	Teachers encourage you to participate in extracurricular activities.
Q18.	Efforts are made by the institute/ teachers to inculcate soft skills, life skills and employability skills to make you ready for the world of work.
Q19.	What percentage of teachers use ICT tools such as LCD projector, Multimedia, etc. while teaching.
Q20.	overall quality of teaching-learning process

2.ANALYSIS

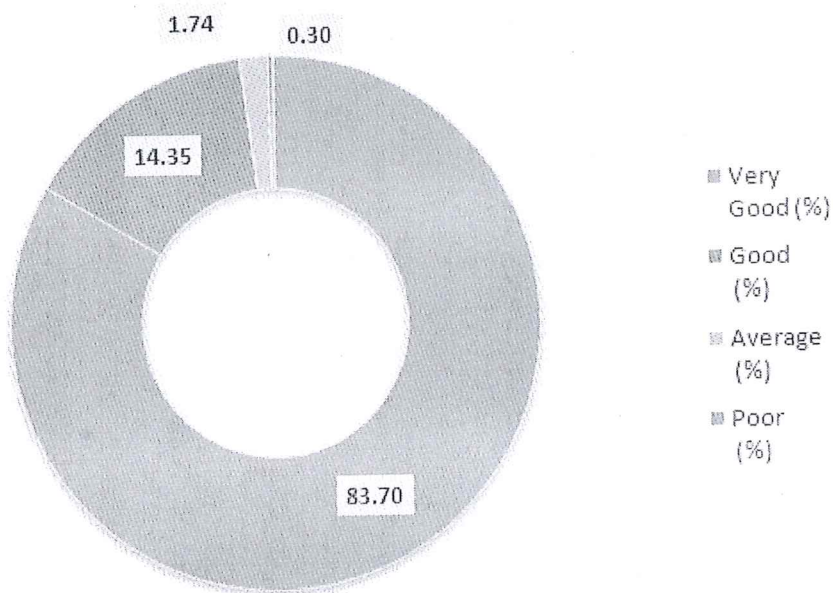
A cumulative report is prepared on the basis of students' feedback per question. The metrics used for analysis are: (a) Very Good (b) Good (c) Average (d) Poor. The percentage is computed on each metric and reported as follows:

Detailed Report


S.No	Aspect	Very Good (%)	Good (%)	Average (%)	Poor (%)
1	How much of the syllabus was covered in the class?	96	4	0	0
2	How well did the teachers prepare for the classes?	97	3	0	0
3	How well were the teachers able to communicate?	85	13	2	0
4	The teacher's approach to teaching can best be described as	82	14	4	0
5	Fairness of the internal evaluation process by the teachers	93	5	2	0
6	Was your performance in assignments discussed with you?	92	6	2	0
7	The institute takes active interest in promoting internship, student exchange, field visit opportunities for students.	91	9	0	0
8	The teaching and mentoring process in your institution facilitates you in cognitive, social and emotional growth.	62	33	3	2
9	The institution provides multiple opportunities to learn and grow.	52	43	3	2
10	Teachers inform you about your expected competencies, course outcomes and programme outcomes.	89	10	1	0
11	Your mentor does a necessary follow-up with an assigned task to you.	92	8	0	0
12	The teachers illustrate the concepts through examples and applications	97	3	0	0
13	The teachers identify your strengths and encourage you with providing right level of challenges	50	41	8	1
14	Teachers are able to identify your weaknesses and help you to overcome them	53	42	4	1
15	The institution makes effort to engage students in the monitoring, review and continuous quality improvement of the teaching learning process.	95	5	0	0
16	The institute/ teachers use student centric methods, such as experiential learning, participative learning and problem solving methodologies for enhancing learning experiences	82	16	2	0
17	Teachers encourage you to participate in extracurricular activities.	96	4	0	0
18	Efforts are made by the institute/ teachers to inculcate soft skills, life skills and employability skills to make you ready for the world of work.	84	14	2	0
19	What percentage of teachers use ICT tools such as LCD projector, Multimedia, etc. while teaching.	92	8	0	0
20	overall quality of teaching-learning process	94	6		0
	Overall Student Satisfaction	83.70	14.35	1.74	0.30

Overall Student Satisfaction


Very Good (%)	Good (%)	Average (%)	Poor (%)
83.70	14.35	1.74	0.30




Question-wise analysis



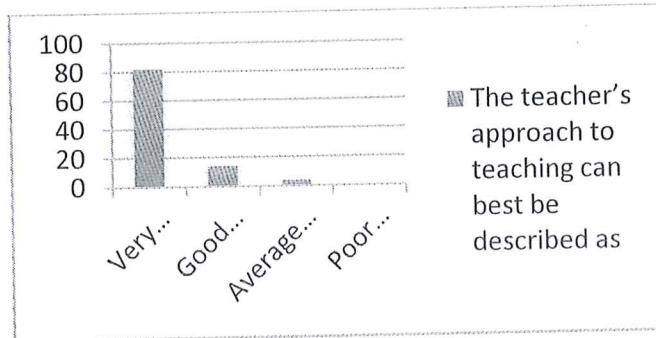
How much of the syllabus was covered in the class?




How well did the teachers prepare for the classes?



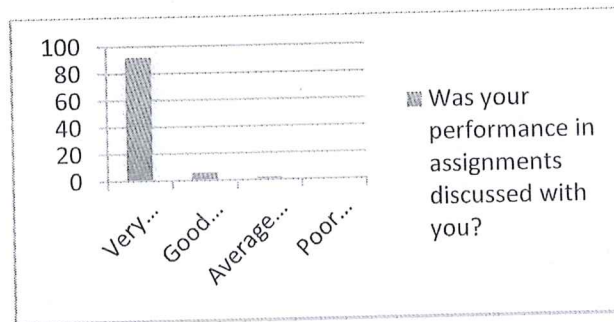
How well were the teachers able to communicate?




The teacher's approach to teaching can best be described as



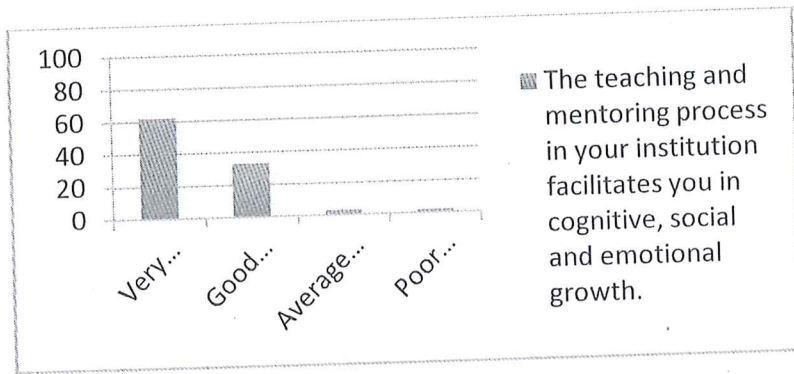
Fairness of the internal evaluation process by the teachers




Was your performance in assignments discussed with you?




The institute takes active interest in promoting internship, student exchange, field visit opportunities for students.




The teaching and mentoring process in your institution facilitates you in cognitive, social and emotional growth.




The institution provides multiple opportunities to learn and grow.



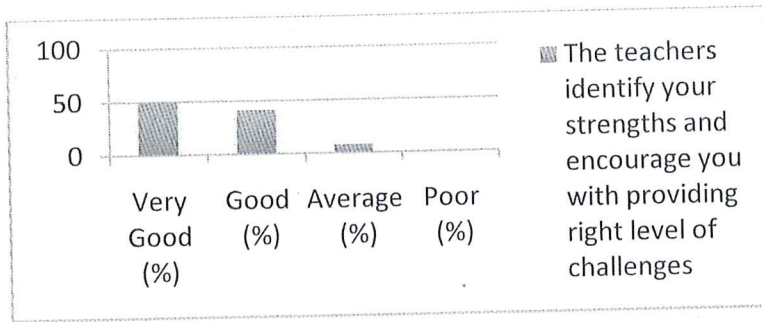
Teachers inform you about your expected competencies, course outcomes and programme outcomes.




Your mentor does a necessary follow-up with an assigned task to you.




The teachers illustrate the concepts through examples and applications



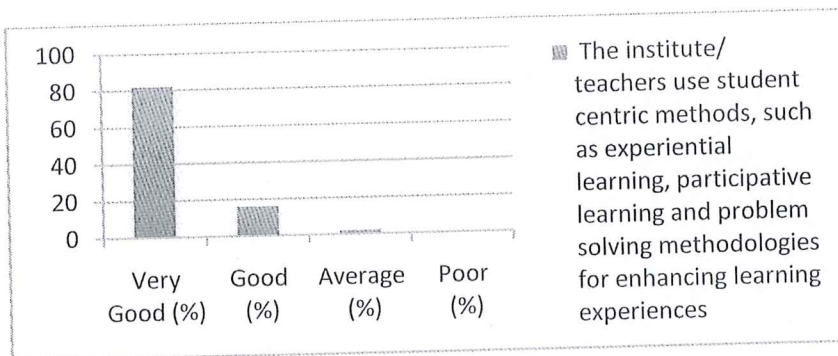
The teachers identify your strengths and encourage you with providing right level of challenges




Teachers are able to identify your weaknesses and help you to overcome them




The institution makes effort to engage students in the monitoring, review and continuous quality improvement of the teaching learning process.




The institute/ teachers use student centric methods, such as experiential learning, participative learning and problem solving methodologies for enhancing learning experiences




Teachers encourage you to participate in extracurricular activities.



Efforts are made by the institute/ teachers to inculcate soft skills, life skills and employability skills to make you ready for the world of work.



What percentage of teachers use ICT tools such as LCD projector, multimedia, etc. While teaching.



Overall quality of teaching-learning process

3. ACTION TAKEN

The analyzed report was placed before the Head of the institution for corrective measures from time to time for the responses are resolved promptly.

Outcome

It is noted that the overall teaching – learning experience of the students is gradually increased, because of time to time active follow-up of survey remarks.

[Signature]
IQAC-Coordinator

[Signature]
Principal